

10 Free

HOMESCHOOL



Notebooking
Pages

10 Free Homeschool Notebooking Pages


Copyright © 2015 by Renee Aleshire Brown


Published by: [Great Peace Academy](#)

All Rights Reserved. These downloads are for your personal or educational use only. You may print unlimited copies for your personal use or that of your immediate family, or single classroom. Additionally, you are free to make copies for the purpose of using within a homeschool, homeschool group, or homeschool co-op, or other educational classroom setting but you may not make additional copies or copy original digital file for distribution. When sharing please share via the [original webpage containing the free downloadable printable](#). You are welcome to save this file to your computer and make one digital copy for the purpose of keeping a back-up copy. You may not reproduce, alter, sell, transmit or giveaway in whole or in part by any means, including graphic, electronic, or mechanical without the express written consent of the author except in the case of brief quotations embodied in critical articles and reviews.














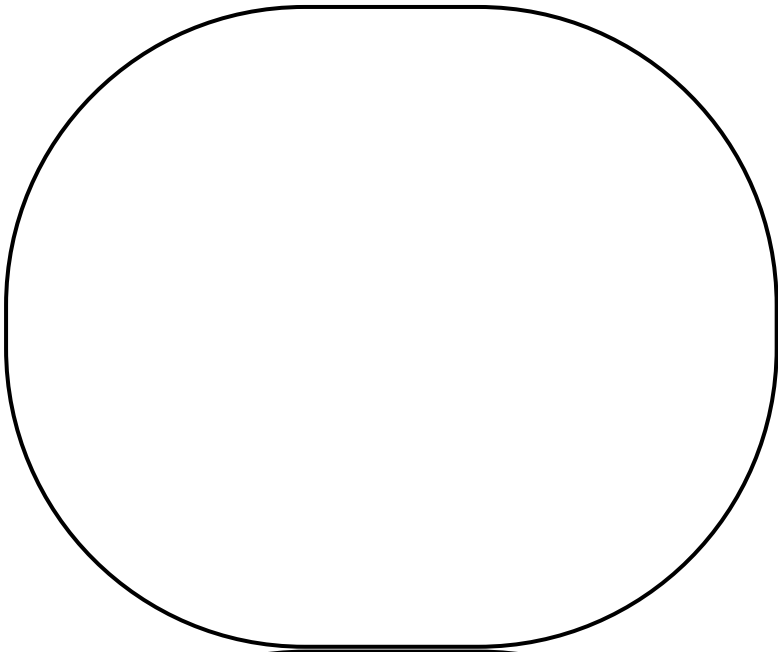







Handwriting practice lines with blue horizontal lines and black brackets on the right side. The page is divided into three sections by brackets, each containing five lines.


Handwriting practice lines with black horizontal lines and black brackets on the right side. The page is divided into three sections by brackets, each containing five lines.



Five horizontal blue lines for writing, aligned to the right of the top circle.



Five horizontal blue lines for writing, aligned to the right of the middle circle.



Five horizontal blue lines for writing, aligned to the right of the bottom circle.

This worksheet is designed for labeling. It features three large, empty circles arranged vertically on the right side. To the left of these circles is a vertical column of 18 horizontal blue lines. Each line is positioned to align with the left edge of one of the three circles, providing a space for students to write labels for each circle.